




Bosley St Mary's CE Primary School



Curriculum Support Pack

Class 1

Letter Formation Guide

<p>a</p>  <p>Around the apple and down the leaf.</p>	<p>b</p>  <p>Down the laces to the heel and around the toe.</p>	<p>c</p>  <p>Curl around the caterpillar.</p>	<p>d</p>  <p>Around the dinosaurs bottom, up his tall neck & down to his toes.</p>	<p>e</p>  <p>Lift off the top and scoop out the egg.</p>	<p>f</p>  <p>Down the stem and draw the leaves.</p>
<p>g</p>  <p>Around the girls face, down her hair and give her a curl.</p>	<p>h</p>  <p>Down the head, to his hooves and over his back.</p>	<p>i</p>  <p>Down the body and dot for the head.</p>	<p>j</p>  <p>Down his body, curl, dot for his head.</p>	<p>k</p>  <p>Down the kangaroo's body tail and leg.</p>	<p>l</p>  <p>Down the long leg.</p>
<p>m</p>  <p>Down Maisie, mountain, mountain.</p>	<p>n</p>  <p>Down Nobby and over his net.</p>	<p>o</p>  <p>All around the orange.</p>	<p>p</p>  <p>Down the pirates plait and around his face.</p>	<p>qu</p>  <p>Round her head, up past her earring, down her hair, and flick.</p>	<p>r</p>  <p>Down the robots back and curl over his arm.</p>
<p>s</p>  <p>Slither down the snake.</p>	<p>t</p>  <p>Down the tower, across the tower.</p>	<p>u</p>  <p>Down and under, up to the top and draw the puddle.</p>	<p>v</p>  <p>Down a wing, up a wing.</p>	<p>w</p>  <p>Down, up, down, up.</p>	<p>x</p>  <p>Down the arm and leg, repeat the other side.</p>
<p>y</p>  <p>Down a horn, up a horn and under head.</p>	<p>z</p>  <p>Zig-zag-zig.</p>				

Aa Bb Cc Dd

Ee Ff Gg Hh Ii

Jj Kk Ll Mm

Nn Oo Pp Qq

Rr Ss Tt Uu Vv

Ww Xx Yy Zz

Aa Bb Cc Dd

Ee Ff Gg Hh Ii

Jj Kk Ll Mm

Nn Oo Pp Qq

Rr Ss Tt Uu Vv

Ww Xx Yy Zz

Year 1 and 2 Common Exception Words

Year 1

the	they	one
a	be	once
do	he	ask
to	me	friend
today	she	school
of	we	put
said	no	push
says	go	pull
are	so	full
were	by	house
was	my	our
is	here	
his	there	
has	where	
I	love	
you	come	
your	some	

Year 2

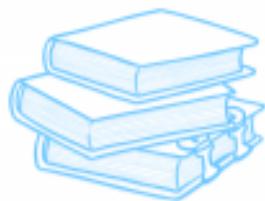
door	gold	plant	clothes
floor	hold	path	busy
poor	told	bath	people
because	every	hour	water
find	great	move	again
kind	break	prove	half
mind	steak	improve	money
behind	pretty	sure	Mr
child	beautiful	sugar	Mrs
children	after	eye	parents
wild	fast	could	Christmas
climb	last	should	everybody
most	past	would	even
only	father	who	
both	class	whole	
old	grass	any	
cold	pass	many	

Phoneme Pronunciation Guide

SET 1		SET 2		SET 3	
Sound	Rhyme	Sound	Rhyme	Sound	Rhyme
m	Down Maisie then over the two mountains. Maisie, mountain, mountain.	ay	May I Play?	ea	Cup of tea
a	Round the apple, down the leaf.	ee	What can you see?	oi	Spoil the boy
s	Slide around the snake	igh	Fly high	a-e	Make a cake
d	Round the dinosaur's back, up his neck and down to his feet.	ow	Blow the snow	i-e	Nice smile
t	Down the tower, across the tower.	oo	Poo at the zoo	o-e	Phone home
i	Down the insects body, dot for the head.	oo	Look at a book	u-e	Huge brute
n	Down Nobby and over the net.	ar	Start the car	aw	Yawn at dawn
p	Down the plait, up and over the pirates face.	or	Shut the door	are	Care and share
g	Round the girls face, down her hair and give her a curl.	air	That's not fair	ur	Nurse with a purse
o	All around the orange.	ir	Whirl and twirl	er	A better letter
c	Curl around the caterpillar.	ou	Shout it out	ow	Brown cow
k	Down the kangaroo's body, tail and leg.	oy	Toy for a boy	ai	Snail in the rain
u	Down and under the umbrella, up to the top and down to the puddle.			oa	Goat in a boat
b	Down the laces, over the toe and touch the heel.			ew	Chew and stew
f	Down the stem and draw the leaves.			ire	Fire fire
e	Slice into the egg, go over the top, then under the egg.			ear	Hear with your ear
l	Down the long leg.			ure	Sure it's pure
h	Down the horse's head to the hooves and over his back.				
sh	Slither down the snake, then down the horse's head to the hooves and over his back.				
r	Down the robot's back, then up and curl.				
j	Down his body, curl and dot.				
v	Down a wing, up a wing.				
y	Down a horn, up a horn and under the yak's head.				
w	Down, up, down, up the worm.				
th	Down the tower, across the tower, then down the horse's head to the hooves and over his back				
z	Zig-zag-zig, down the zip.				
ch	Curl around the caterpillar, then down the horse's head to the hooves and over his back.				
qu	Round the queen's head, up to her crown, down her hair and curl.				
x	Cross down the arm and leg and cross the other way.				
ng	A thing on a string.				
nk	I think I stink.				

Top Tips

For Reading with Your Child at Home



As we all know, there is a lot more to reading than just reading! Here are some tips to help during reading sessions with your child at home.

- What is happening? Talk about what is happening in the pictures before you read the text. What can you see?
- Discuss the meaning of words. Use a dictionary to get your child used to exploring words for themselves.
- Discuss alternative words. For example, 'big'. Ask your child to think of another word that means the same, e.g. 'huge' (use a thesaurus).
- Make predictions. What do you think will happen next? What makes you think that?
- Start at the end of the book. What do you think has happened before this point? Why do you think that?
- Discuss feelings. How do you think the characters are feeling? What has made them feel this way?
- Where is the story set? Have you read another story with the same setting? For example, 'We're Going on a Bear Hunt' by Michael Rosen and 'The Gruffalo' by Julia Donaldson are both set in the woods.
- Discuss the problem in the story. What has happened? What went wrong?
- Discuss the resolution. How was the problem solved? Is there another way it could have been resolved?
- Fact or fiction? Is this book a story book or a non-fiction book? How do you know?
- What have you learnt? What do you know now that you didn't know before reading the book?

During Reading

Encourage children to use expression when reading, especially for the voices of different characters.

Discuss the punctuation on the page, for example, exclamation marks. Ask: what are these for? What should you do when you see an exclamation mark?

You do not always have to read the entire book every night. Focus on 2 pages and talk about the characters, setting, and plot in a lot of detail. You might want to take it in turns to read so your child can hear how you read.

Reading With Your Child

Some questions to ask your child whilst reading together:

1. Look at the front cover. What could the book be about?
2. Who is the author?
3. What is an illustrator? What do they do?
4. What does that word mean? Read the words around it to help you figure it out (context).
5. How can you read an unfamiliar word? Can you sound talk and then blend?
6. Who are the main characters?
7. What do you think will happen next?
8. How do you think that character feels? Why? How would you feel in that situation?
9. Can you predict how the book will end?
10. Who is your favourite character? Why?
11. Is there a hidden message in the story? What is it?
12. Can you retell the story in your own words?
13. Do you like how the story ended? Can you think of another way the book could have ended?

Numbers in Words

Tens

ten **10**

twenty **20**

thirty **30**

forty **40**

fifty **50**

sixty **60**

seventy **70**

eighty **80**

ninety **90**

Ones

one **1**

two **2**

three **3**

four **4**

five **5**

six **6**

seven **7**

eight **8**

nine **9**

Teen Numbers

eleven **11**

twelve **12**

thirteen **13**

fourteen **14**

fifteen **15**


sixteen **16**

seventeen **17**

eighteen **18**

nineteen **19**

2D Shape Word Mat




circle



rectangle



triangle




oval



octagon



square



heptagon



rhombus



pentagon



hexagon

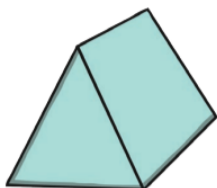


kite


3D Shapes



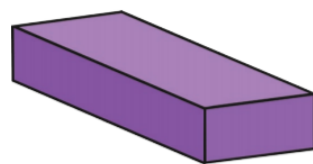
square-based pyramid



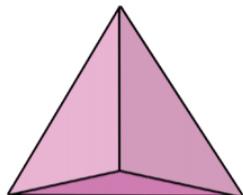
triangular prism



cone



cuboid




tetrahedron



cube



cylinder



sphere